



POTATO BUREK ROLLS

Flaky phyllo dough layers stuffed with fresh shredded potatoes.

KEEP FROZEN



POTATO BUREK ROLLS

Flaky phyllo dough layers stuffed with fresh shredded potatoes.

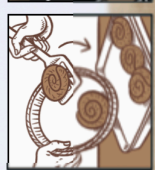
BAKING INSTRUCTIONS



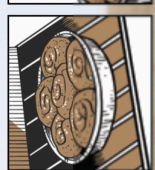
1. Preheat oven to 425°F.



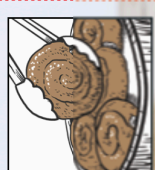
2. Take Burek out of the packaging and remove plastic wrapper.



3. For best result, transfer Burek onto a pre-oiled baking pan.



4. Bake for approximately 35 minutes or until golden in color.



5. Lift up the pie and make sure that the pie is golden in color. If not, bake for a few more minutes on the lowest part of the oven.

TRY OUR OTHER VARIETIES



www.djerdan.com
888-GO-BUREK



Nutrition Facts	
Per Serving (1 Roll)	
Amount Per Serving	
	% Daily Value*
Total Fat	25g 50%
Total Carbohydrate	35g 70%
Total Protein	10g 20%
Total Sugar	5g 10%
Total Fiber	2g 4%
Total Fat	25g 50%
Total Carbohydrate	35g 70%
Total Protein	10g 20%
Total Sugar	5g 10%
Total Fiber	2g 4%
Total Fat	25g 50%
Total Carbohydrate	35g 70%
Total Protein	10g 20%
Total Sugar	5g 10%
Total Fiber	2g 4%

Ingredients: Flour (Wheat Flour, Malted Barley Flour), Shredded Potatoes, Onions, Soybean Oil, Butter (Pasteurized Cream), Salt, Black Pepper, Corn Starch, Contains: Soy, Wheat, Milk

Djerdan Burek Co.
11500 Highway 100
P.O. Box 100
Merrillville, IN 46459
(765) 466-0000



POTATO BUREK ROLLS



POTATO BUREK ROLLS

Flaky phyllo dough layers stuffed with fresh shredded potatoes.

BÖREK 24 ROLLERS CREBYREK



BUREK ROLLS

6 ROLLS

Net Wt. 30 oz (1 lbs 14 oz) 850 g

KEEP FROZEN

OVEN **35** MINUTES BAKE

SERVING SUGGESTION: BAKE PRIOR TO SERVING



POTATO BUREK ROLLS

Flaky phyllo dough layers stuffed with fresh shredded potatoes.