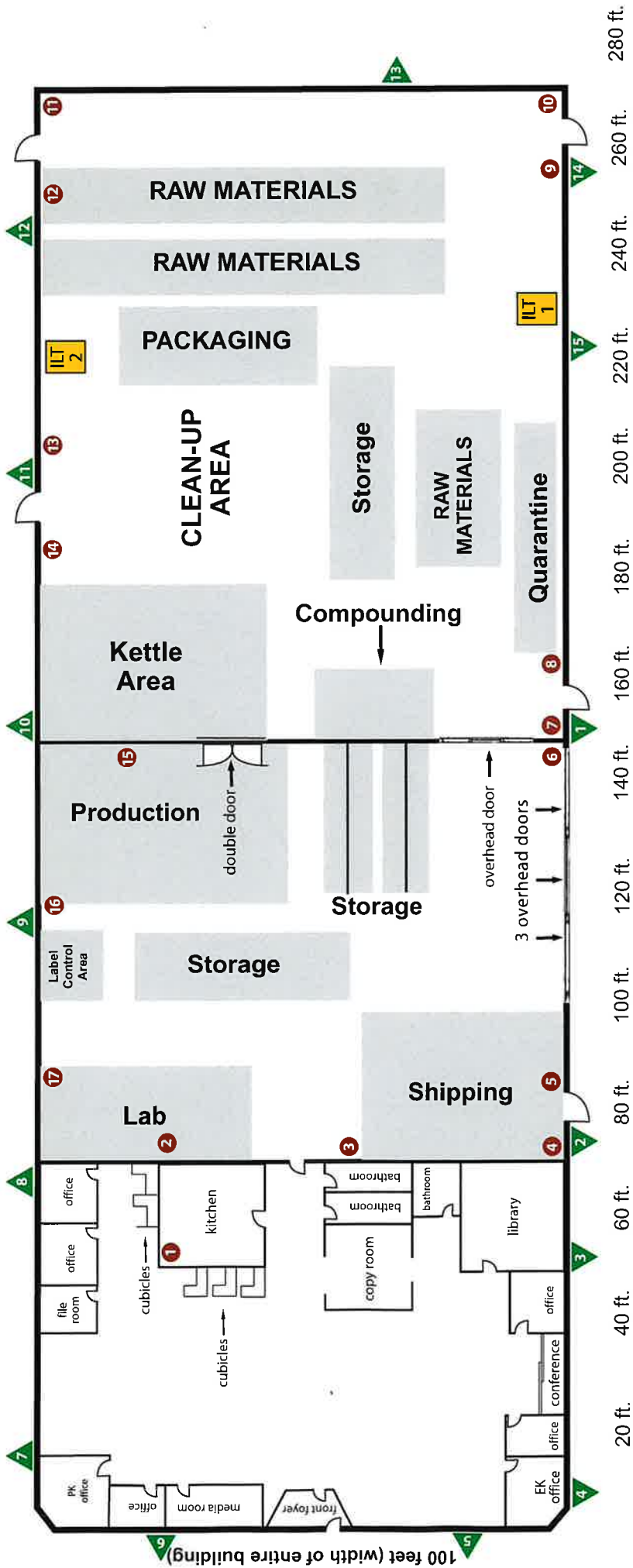





BODYBIO PEST CONTROL BLOCK PLAN

270 feet (length of entire building)



Pest Control Block Plan Legend:


-  insect light traps
-  interior stations
-  exterior stations



10-18-23 TJD


BODY BIO
45 REESE RD
MILLVILLE NJ

EXTERIOR STORAGE CONTAINERS



PLOT PLAN UPDATED 8-14-20 BY SLC
10-14-23 TMA

WESTERN PEST SERVICES
1131 ROUTE 9 SOUTH CAPE MAY COURT HOUSE NJ 08210
609-465-9441





Annual Facility IPM Audit

Consider it Done.®

Date: 10-18-23	
Facility Name:	Inspecting Personnel Printed Name:
Body Bio	Todd Parziale
Address:	Inspecting Personnel Signed Name:
45 Reese Rd	<i>[Signature]</i>
Millville NJ 08332	Site Contact Printed Name:
Servicing Technician:	Site Contact Signed Name:
Sal Scarpulla	

Third Party Auditors:

BRC	SQF	AIB	Silliker	Primus
FDA	USDA	ASI	NSF	Other

Observed Pest(s)	Describe locations where Pests were observed during inspection	Activity Level <i>(check all that apply)</i>	Risk Level*
Rodents		<input type="checkbox"/> Evidence <input type="checkbox"/> Activity	<input type="checkbox"/> High <input type="checkbox"/> Medium <input checked="" type="checkbox"/> Low
Cockroaches		<input type="checkbox"/> Evidence <input type="checkbox"/> Activity	<input type="checkbox"/> High <input type="checkbox"/> Medium <input checked="" type="checkbox"/> Low
Flies		<input type="checkbox"/> Evidence <input type="checkbox"/> Activity	<input type="checkbox"/> High <input type="checkbox"/> Medium <input checked="" type="checkbox"/> Low
Stored Product Pests		<input type="checkbox"/> Evidence <input type="checkbox"/> Activity	<input type="checkbox"/> High <input type="checkbox"/> Medium <input checked="" type="checkbox"/> Low
Birds		<input type="checkbox"/> Evidence <input type="checkbox"/> Activity	<input type="checkbox"/> High <input type="checkbox"/> Medium <input checked="" type="checkbox"/> Low
Other		<input type="checkbox"/> Evidence <input type="checkbox"/> Activity	<input type="checkbox"/> High <input type="checkbox"/> Medium <input type="checkbox"/> Low

***High – Visual evidence of product contamination (i.e., ingredients, finished (anything used for food processing))**

***Medium – Pest Activity / Evidence has been identified, but no product contamination was observed (potential for contamination of product is probable / possible)**

***Low – No Pest Activity / Evidence identified, but potential for product contamination exists (sanitation, openings, water leaks, building maintenance, employee practices, conditions conducive, etc.)**



Annual Facility IPM Audit

Consider it Done.

Interior Observations (Structural/Sanitation):

- | | | | |
|--|---|-----------------------------|--|
| 1. Interior perimeter walls inspected and accessible | <input checked="" type="checkbox"/> Yes | <input type="checkbox"/> No | <input type="checkbox"/> NA |
| 2. Interior wall coverings clean with proper covering and in good repair | <input checked="" type="checkbox"/> Yes | <input type="checkbox"/> No | <input type="checkbox"/> NA |
| 3. Floors observed without cracks (greater than 1/2 inch), pooling water or debris | <input type="checkbox"/> Yes | <input type="checkbox"/> No | <input type="checkbox"/> NA |
| 4. Processing equipment in good repair, clean (no spillage build up) and pest free | <input checked="" type="checkbox"/> Yes | <input type="checkbox"/> No | <input type="checkbox"/> NA |
| 5. Processing equipment observed without gaps at floor/support legs | <input checked="" type="checkbox"/> Yes | <input type="checkbox"/> No | <input type="checkbox"/> NA |
| 6. Floor drains clean with secured covers | <input type="checkbox"/> Yes | <input type="checkbox"/> No | <input type="checkbox"/> NA |
| 7. Housekeeping equipment (mops/brooms) stored off floor | <input checked="" type="checkbox"/> Yes | <input type="checkbox"/> No | <input type="checkbox"/> NA |
| 8. Interior pest control device locations coincide with device location schematic | <input checked="" type="checkbox"/> Yes | <input type="checkbox"/> No | <input type="checkbox"/> NA |
| 9. All interior pest control devices are numbered, numbers coincide with placards | <input checked="" type="checkbox"/> Yes | <input type="checkbox"/> No | <input type="checkbox"/> NA |
| 10. Windows and wall fan openings screened (pest proof) and clean | <input checked="" type="checkbox"/> Yes | <input type="checkbox"/> No | <input type="checkbox"/> NA |
| 11. Pedestrian doors seal properly when closed – no daylight observed | <input checked="" type="checkbox"/> Yes | <input type="checkbox"/> No | <input type="checkbox"/> NA |
| 12. Overhead roll up doors undamaged and seal properly when closed | <input checked="" type="checkbox"/> Yes | <input type="checkbox"/> No | <input type="checkbox"/> NA |
| 13. Shipping./receiving lift plates seal properly – no daylight observed at floor/plate juncture | <input checked="" type="checkbox"/> Yes | <input type="checkbox"/> No | <input type="checkbox"/> NA |
| 14. Doors closed when not in use or are screened if left open | <input type="checkbox"/> Yes | <input type="checkbox"/> No | <input type="checkbox"/> NA |
| 15. Break rooms are clean especially under vending machines, and trash containers are clean | <input checked="" type="checkbox"/> Yes | <input type="checkbox"/> No | <input type="checkbox"/> NA |
| 16. Elevator shaft/pit clean and dry (if applicable) | <input type="checkbox"/> Yes | <input type="checkbox"/> No | <input checked="" type="checkbox"/> NA |
| 17. Product stored on metal shelves at least eight inches off floor | <input checked="" type="checkbox"/> Yes | <input type="checkbox"/> No | <input type="checkbox"/> NA |
| 18. Product rotation – product less than 90 days old | <input type="checkbox"/> Yes | <input type="checkbox"/> No | <input type="checkbox"/> NA |
| 19. Packaging materials properly stored on shelves, off the floor and away from wall | <input type="checkbox"/> Yes | <input type="checkbox"/> No | <input type="checkbox"/> NA |

List Recommendation(s) based on inspection: (explain all No responses)

continue with IPM plan



Consider it Done.®

Annual Facility IPM Audit

Exterior Observations:

- | | | | |
|--|---|-----------------------------|-----------------------------|
| 1. Exterior perimeter inspected and accessible | <input checked="" type="checkbox"/> Yes | <input type="checkbox"/> No | <input type="checkbox"/> NA |
| 2. Walls free of holes, rips or cracks | <input type="checkbox"/> Yes | <input type="checkbox"/> No | <input type="checkbox"/> NA |
| 3. Exterior rodent control devices match device location schematic | <input checked="" type="checkbox"/> Yes | <input type="checkbox"/> No | <input type="checkbox"/> NA |
| 4. Rodent control devices numbered and numbers match placards | <input type="checkbox"/> Yes | <input type="checkbox"/> No | <input type="checkbox"/> NA |
| 5. Landscape plants and weeds trimmed from exterior perimeter at least 18 inches | <input checked="" type="checkbox"/> Yes | <input type="checkbox"/> No | <input type="checkbox"/> NA |
| 6. No trash or debris observed along perimeter wall | <input checked="" type="checkbox"/> Yes | <input type="checkbox"/> No | <input type="checkbox"/> NA |
| 7. Areas around and under dumpsters and/or compactors are free of debris and pooling water | <input type="checkbox"/> Yes | <input type="checkbox"/> No | <input type="checkbox"/> NA |
| 8. All exterior opening (doors, windows and fans) are pest proof | <input type="checkbox"/> Yes | <input type="checkbox"/> No | <input type="checkbox"/> NA |
| 9. Roof gutter down spouts are in good repair, directing excess water away from foundation | <input checked="" type="checkbox"/> Yes | <input type="checkbox"/> No | <input type="checkbox"/> NA |
| 10. No observable evidence of roosting birds | <input type="checkbox"/> Yes | <input type="checkbox"/> No | <input type="checkbox"/> NA |
| 11. No spillage build up (flour, corn syrup, product) observed along exterior perimeter, which may attract pests | <input checked="" type="checkbox"/> Yes | <input type="checkbox"/> No | <input type="checkbox"/> NA |

List Recommendation(s) based on inspection: (explain all No responses)

Logbook and Documentation:

- Contract, SDS/Labels, Licenses, Insurance, Contact Information current.
- Pest Sighting Logs, Service Tickets, Plot Plan all reviewed.
- Quarterly assessments filled out (if applicable).

Observations to Improve Facility's IPM Program (if any):



Pest Audit Trend Report by Trap
Pest Audit Trend by Trap and Time
From: 10/01/2022 To: 10/18/2023


InSite Customer

Body Bio Inc

Multiple Service Locations

Pest Captures Trend By Week and Trap

■ No Services Performed ■ Station Inspected - No Pests Found





InSite Customer

Body Bio Inc

Multiple Service Locations

Reese Rd

Pest Captures Trend By Week and Trap

Date	E. Protecta	Exterior Bait Station	Insect Light Trap	Inspection	Rodent Traps	Total
2022-09-25	0	0	0	0	0	0
2022-10-02	0	0	0	0	0	0
2022-10-09	0	0	0	0	0	0
2022-10-16	0	0	0	0	0	0
2022-10-23	0	0	0	0	0	0
2022-10-30	0	0	0	0	0	0
2022-11-06	0	0	0	0	0	0
2022-11-13	0	0	0	0	0	0
2022-11-20	0	0	0	0	0	0
2022-11-27	0	0	0	0	0	0
2022-12-04	0	0	0	0	0	0
2022-12-11	0	0	0	0	0	0
2022-12-18	0	0	0	0	0	0
2022-12-25	0	0	0	0	0	0
2023-01-01	0	0	0	0	0	0
2023-01-08	0	0	0	0	0	0
2023-01-15	0	0	0	0	0	0
2023-01-22	0	0	0	0	0	0
2023-01-29	0	0	0	0	0	0
2023-02-05	0	0	0	0	0	0
2023-02-12	0	0	0	0	0	0
2023-02-19	0	0	0	0	0	0
2023-02-26	0	0	0	0	0	0



InSite Customer

Body Bio Inc

Multiple Service Locations

Pest Captures Trend By Week and Trap

Date	E. Protecta	Exterior Bait Station	Insect Light Trap	Inspection	Rodent Traps	Total
2023-03-05	0	0	0	0	0	0
2023-03-12	0	0	0	0	0	0
2023-03-19	0	0	0	0	0	0
2023-03-26	0	0	0	0	0	0
2023-04-02	0	0	0	0	0	0
2023-04-09	0	0	0	0	0	0
2023-04-16	0	0	0	0	0	0
2023-04-23	0	0	0	0	0	0
2023-04-30	0	0	0	0	0	0
2023-05-07	0	0	0	0	0	0
2023-05-14	0	0	0	0	0	0
2023-05-21	0	0	0	0	0	0
2023-05-28	0	0	0	0	0	0
2023-06-04	0	0	0	0	0	0
2023-06-11	0	0	0	0	0	0
2023-06-18	0	0	0	0	0	0
2023-06-25	0	0	0	0	0	0
2023-07-02	0	0	0	0	0	0
2023-07-09	0	0	0	0	0	0
2023-07-16	0	0	0	0	0	0
2023-07-23	0	0	0	0	0	0
2023-07-30	0	0	0	0	0	0
2023-08-06	0	0	0	0	0	0



InSite Customer

Body Bio Inc

Multiple Service Locations

Pest Captures Trend By Week and Trap

Date	E. Protecta	Exterior Bait Station	Insect Light Trap	Inspection	Rodent Traps	Total
2023-08-13	0	0	0	0	0	0
2023-08-20	0	0	0	0	0	0
2023-08-27	0	0	0	0	0	0
2023-09-03	0	0	0	0	0	0
2023-09-10	0	0	0	0	0	0
2023-09-17	0	0	0	0	0	0
2023-09-24	0	0	0	0	0	0
2023-10-01	0	0	0	0	0	0
2023-10-08	0	0	0	0	0	0
2023-10-15	0	0	0	0	0	0
Total	0	0	0	0	0	0



InSite Customer

Body Bio Inc

Multiple Service Locations

About

Selected Report Parameters

InSite Customer: Body Bio Inc

InSite Hierarchy:

Locations:

Contract Types:

Contract Offerings:

Service Types:

Service Activities:

Trap Type Pest Categories:

Trap Types:

Traps:

Pest Type Trap Categories:

Pest Types:

Pests:

Observation Categories:

Observations:

Action Plans:

Products:

Zone Name Inclusions:

Zone Name Exclusions:

Selected Report Render Options



Pest Audit Trend Report by Trap
Pest Audit Trend by Trap and Time
 From: 10/01/2022 To: 10/18/2023

InSite Customer

Body Bio Inc

Multiple Service Locations

About

Chart Graph Series:	Pest
Chart Period Series:	By Week of Year
Inspection Point Series:	
Chart Date Series:	By Week
Chart Trap Series:	Trap
Chart Pest Series:	Pest
Chart Observation Series:	Observation
Report Generation Time:	Oct 18, 2023 8:46:31 AM

CONFIDENTIAL - DO NOT FORWARD OUTSIDE OF WESTERN

This e-mail message and any attachment(s) are confidential, contain information intended only for the addressee(s). Any retention storage, forwarding, retransmission, publication or other use or disclosure of this message or any of its attachments by any other person is strictly prohibited. If you have received this transmission in error, please notify sender immediately. Also, please destroy the original message, including all attachments and all copies. Thank you